

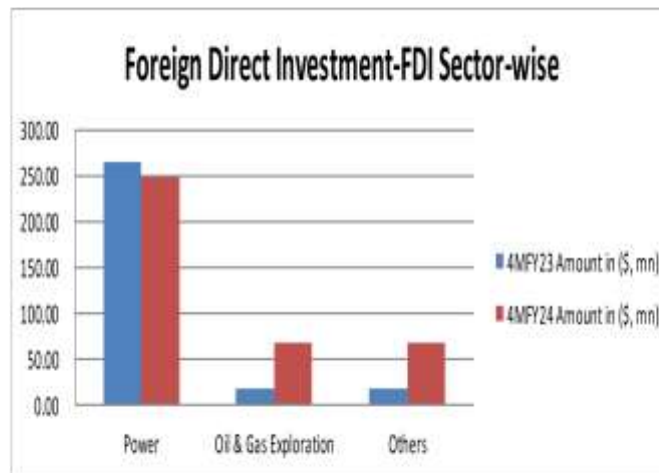
21st November 2023

DAILY MARKET REVIEW
ECONOMIC-DATA

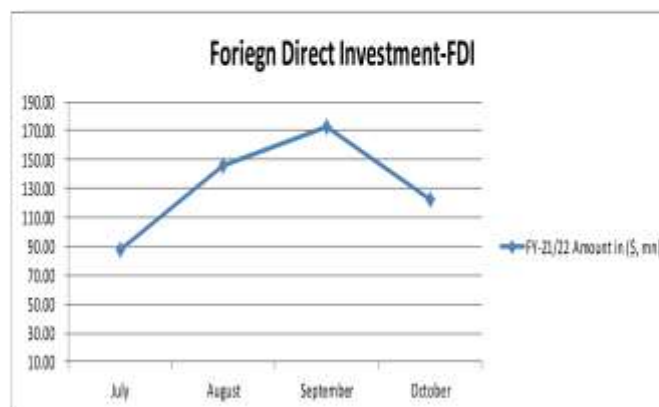
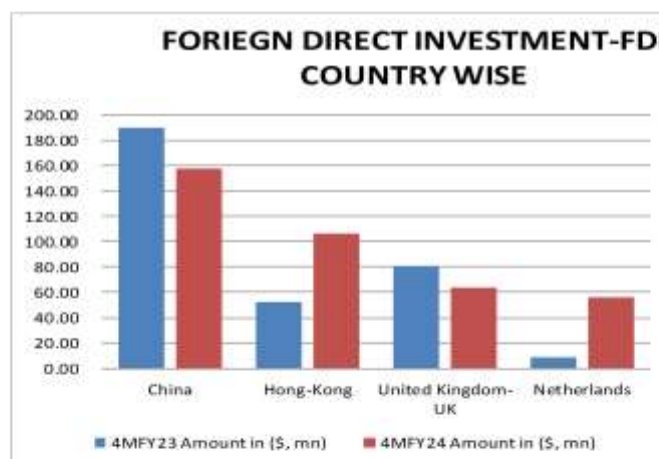
✓ Foreign Direct Investment-FDI for 4MFY24

KEY PAKISTAN STATS & ECONOMIC INDICATORS			
Items	Period	Unit	Figure
Foreign Exchange-FX-Reserves			
FX-Reserves-WoW	10-Nov-23	USD bn	12.535
FE-25 Import Financing	Oct, 2023	USD bn	1.31
SBP Forward/Swap Position	Sep, 2023	USD bn	(3.54)
Net International Reserves-NIR (EST)	10-Nov-23	USD bn	(26.52)
Verb USD/PKR-Buying/Selling Avg. Rate	21-Nov-23	Rs	286.60
Real Effective Exchange Rate-REER	Sep, 2023	Rs	91.72
Net Roshan Digital Account-RDA	Sep 20 to 4MFY24	USD bn	1.16
Consumer Price Index-CPI			
Sensitive Price Index-SPI-WoW	16-Nov-23	bps	309.09
CPI (YoY)	Oct, 2023	%	26.90
CPI- (MoM)	Oct, 2023	%	1.10
CPI-Urban-YoY	Oct, 2023	%	25.50
CPI-Rural-YoY	Oct, 2023	%	28.90
PAK CPI-YoY minus US CPI-YoY	26.90%-3.70%	%	23.20
Broad Money Supply-M2 Growth:			
M2 Growth-YoY	1 Jul 23 To 6 Oct 23	%	(0.78)
Net Govt. Sector Borrowing	1 Jul 23 To 6 Oct 23	Rs tm	1.33
GOVT. Borrowing for budgetary support from SBP	1 Jul 23 To 6 Oct 23	Rs tm	1.52
Private Sector Credit-PSC	1 Jul 23 To 6 Oct 23	Rs bn	(291.08)
Govt. Foreign Commercial Banks Borrowing	1QFY24	USD bn	0.00
Policy Rate-PR			
SBP Policy Rate	FY-24 YTD	%	22.00
SBP Q/N REPO & Reserve REPO Rate	Floor & Ceiling	%	21.00-23.00
SBP PR minus USD FED Fund Rate	22.00%-5.50%	%	16.50
1-Year KIBOR minus 1-Year LIBOR	21.12-6.17%	%	14.95
FX-Economic Data			
Foreign Direct Investment-FDI	4MFY-24	USD mn	524.70
Home Remittance	4MFY-24	USD bn	8.794
Trade Bal-S/(D)	1QFY-24	USD bn	(6.13)
CAB-S/(D)	1QFY-24	USD mn	(947.00)
Special Convertible Rupee Account-SCRA			
SCRA-Cumulative inflow/(outflow)	July 23 till date	USD bn	2.63
SCRA-MTB+PIB inflow/(outflow)	July 23 till date	USD bn	1.37
Govt., Circular Debt & External Liabilities			
Govt. Domestic Debt & Liabilities	As at 31-8-2023	Rs tm	40.47
External Debt	As at 30-6-2023	USD bn	124.296
Central Govt. Debt (Domestic + External)	As at 31-8-2023	Rs tm	63.996

Foreign Direct Investment-FDI Sector-Wise		
Sectors	4MFY23	4MFY24
	Amount in (\$, mn)	Amount in (\$, mn)
Power	263.90	247.80
Oil & Gas Exploration	18.60	67.80
Others	17.60	67.20



Foreign Direct Investment-FDI Country-wise		
Countries	4MFY23	4MFY24
	Amount in (\$, mn)	Amount in (\$, mn)
China	190.10	158.00
Hong-Kong	52.40	106.50
United Kingdom-UK	81.00	64.20
Netherlands	8.90	55.80



Interbank READY Rates- PKR-Rs 21-Nov-23			
Open	285.75	Last Day	
High	285.95	Close-LDC	
Low	85.75	285.97	
Close	285.75		
DAILY USD/PKR SWAP YIELDS-%			
PERIOD	SWAP	Change in Premiums	Swap Implied PKR Yield
1-Week	0.7500	0.2116	18.84%
2-Week	1.6250	0.6547	20.08%
1-Month	2.3500	0.6643	15.12%
2-Month	3.5000	0.5086	12.87%
3-Month	5.2500	0.8137	13.02%
4-Month	6.2500	0.4058	12.22%
5-Month	7.7500	0.5570	12.28%
6-Month	10.0000	1.0186	12.94%
9-Month	12.2500	0.5163	11.84%
1-Year	16.0000	1.0462	11.88%
MONEY Market- M M Over-Night- O/N Rates-% 21-Nov-23			
Open	22.00	Last Day	
High	22.60	Close-LDC	
Low	21.80	22.25	
Close	22.40		
KIBOR AND PKRV RATES (%) 20-Nov-23			
Tenor	KIBOR-%	PKRV Rates-%	
1-M	21.62	21.68	
3-M	20.98	21.05	
6-M	20.99	21.09	
12-M	20.99	21.07	
Pakistan Investment Bonds-PIB's			
Period	10-Nov-23	21-Nov-23	
	Cut Off Yields-%	Bid-%	Ask-%
3-Yrs	17.3900	16.90	16.70
5-Yrs	15.9000	16.00	15.90
10-Yrs-Fixed *	15.1000	14.92	
15-yrs *	-	14.77	
20-yrs *	-	14.74	
Market Treasury Bills-MTB			
Tenor	17-Nov-23	21-Nov-23	
	Cut Off Yields-%	Bid-%	Ask-%
3-M	21.4997	21.30	21.20
6-M*	21.4999	21.35	21.20
12-M*	21.5001	21.20	21.10
Note: * The secondary yields for 6, 12 & 10, 15 & 20-yrs Bonds are not available, so instead of leaving it blank, we inputted PKRV Rates.			